

Blood Sampling with Dried Blood Spot card

ARCHIMED Life Science GmbH

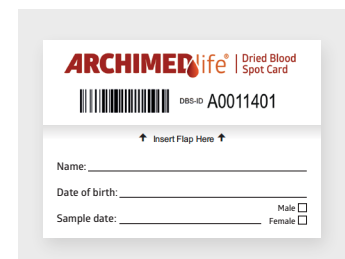
Step 1: Preparation

Each Test Kit contains a Dried Blood Spot card, an Informed Consent Form (ICF) and a return envelope.

Please fill in the patient's **name, birth date and sampling date** on the DBS card. Slightly **fold the flap back** so that the filter paper does not touch the paper back during blood collection.

Do not touch the sampling blood circles.

For a fast delivery of test results please sign in at webportal.archimedlife.com and register the blood sample with the patient's name and DBS Serial Number (**DBS-ID**).



Step 2: Blood sampling

Take a sample of **capillary blood** from the fingertip or heel (newborns only). The first drop of blood must be discarded. Alternatively you can use a venous blood sample from EDTA blood (no heparin or citrate blood).

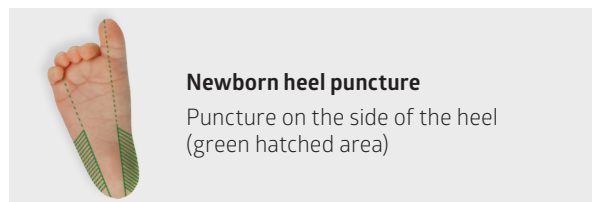
Apply exactly **one (!) big drop of blood** (or alternatively 75 µl with a pipette) in the middle of each of the 5 indicated blood sampling circles on the filter paper of the DBS card.



PLEASE NOTE:

Front and back side of the blood sampling circles must be completely filled and evenly saturated. Do not layer blood.

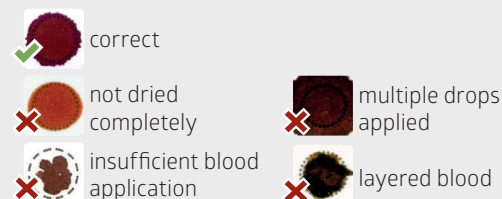
Fill in at least three circles!



Newborn heel puncture

Puncture on the side of the heel (green hatched area)

Backside of filterpaper:



Step 3: Drying

The **opened DBS card must dry completely at room temperature for 4 hours** (at least 2 hours). Do not use radiators, hair dryers or sunlight to accelerate the process.

Close the DBS card and put it into the provided envelope together with the signed ICF. This package can be stored at room temperature (outside any fridge!) **up to 3 days** before shipment.

Please send back the package as soon as possible with the provided envelope to receive your test results timely.



Step 4: Sample return

Please use the provided envelope to send back the sample and take care of sufficient postage.

Step 5: Test Result

Please note, that you can only retrieve test results online, when you sign in at ARCHIMEDlife WEBPORTAL (webportal.archimedlife.com) as a physician (see Step 1). **You will receive an E-Mail notification** as soon as the Test Result is available. Alternatively you receive the Test Result via mail. For detailed information about ordering, sampling and reporting with the ARCHIMEDlife WEBPORTAL please visit www.archimedlife.com/webportal.